

### Features

- THIS NEW K-TS396-4 TRIM REPLACES THE EXISTING K-T396-4 TRIM. THE NEW TRIM IS IDENTICAL AND INCLUDES TRIM ADAPTER KITS FOR BOTH RITE-TEMP K-304/K-2971 HIFLOW AND THE NEW K-8304 SERIES VALVE.
- Pressure-balancing diaphragm technology maintains outlet temperature within +/-3 degrees Fahrenheit during water pressure fluctuations.
- Provides temperature regulation and automatic anti-scald protection.
- Single handle controls both on/off activation and temperature settings.
- Includes faceplate with ADA-compliant metal lever handle.
- Includes single function 2.5 gpm (9.5 l/min) showerhead with Katalyst® Air Induction Technology.
- Showerhead features MasterClean™ sprayface for easy cleaning.
- Includes shower arm and flange.
- Coordinates with Devonshire® faucets and accessories.

### Material

- Premium material construction with metal handle ensures reliability and durability.
- KOHLER finishes resist corrosion and tarnishing.

### Installation

- Trim set requires valve to complete installation (sold separately).

### Required Products/Accessories

K-304/K-P304 Series Rite-Temp® Valves

or

K-8304/K-P8304 Series Rite-Temp® Valve & Cartridge Kits

or

K-8300/K-P8300 Series Rite-Temp® Valve Body Rough-ins

K-8305/K-P8305 Series Rite-Temp® Cartridges

or

K-2971-KS 3/4" Pressure-balancing Valve

### Adapters, Rough-in and Extension Kits

GP1030932 Range: 3-1/2" (89 mm) - 4-1/4" (108 mm)

88526 Range: 2-1/4" (57 mm) - 2-3/4" (70 mm)

10350 Range: 3-1/2" (89 mm) - 4-1/4" (108 mm)

### Recommended Products/Accessories

K-23723 Faucet cleaner

### Optional Products/Accessories

K-10351 Test Cap For K-8300 Series Valve Bodies



### Codes/Standards

ASME A112.18.1/CSA B125.1







DOE - Energy Policy Act 1992

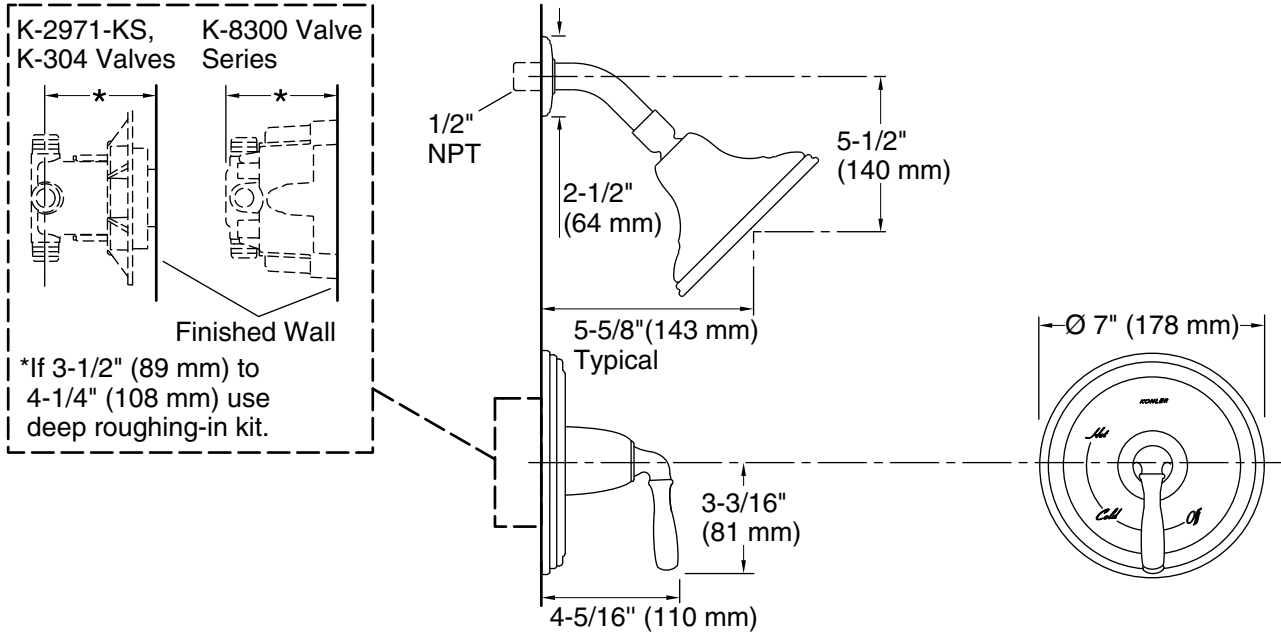
### KOHLER® Faucet Lifetime Limited Warranty

See website for detailed warranty information.

### Available Colors/Finishes

*Color tiles intended for reference only.*

Color	Code	Description
	CP	Polished Chrome
	SN	Vibrant® Polished Nickel
	PB	Vibrant® Polished Brass
	BN	Vibrant® Brushed Nickel
	BV	Vibrant® Brushed Bronze
	2BZ	Oil-Rubbed Bronze



### Technical Information

All product dimensions are nominal.

### Showerhead/Body Spray:

Rated maximum flow: 2.5 gal/min (9.5 l/min)

Pressure: 80 psi (5.5 bar)

### Notes

Install the product according to the installation guide.

NOTICE: Risk of product damage. Long screws for installing trim can damage the K-2971-KS valve. Consult the trim installation guide to verify if the thin wall installation kit (88526) is needed.