

Features

- Single handle controls both on/off activation and temperature settings.
- 5-7/8" (149 mm) spout reach.
- 1.2 gpm (4.5 lpm) maximum flow rate at 60 psi (4.14 bar).
- KOHLER® ceramic disc valves exceed industry longevity standards, ensuring durable performance for life.
- Metal pop-up drain with lift rod and tailpiece.
- Coordinates with other products in the Avid collection.

Material

- Premium metal construction for durability and reliability.
- KOHLER finishes resist corrosion and tarnishing.

Installation

- Single hole.
- Pre-attached flexible supply lines simplify installation.

Recommended Products/Accessories

- K-23726 Drain treatment
- K-23723 Faucet cleaner



ADA CSA B651 OBC

Codes/Standards

ASME A112.18.1/CSA B125.1
NSF/ANSI 61
NSF/ANSI 372
All applicable US Federal and State material regulations
DOE - Energy Policy Act 1992
EPA WaterSense®
California Energy Commission (CEC)
ADA
ICC/ANSI A117.1
CSA B651
OBC



KOHLER® Faucet Lifetime Limited Warranty

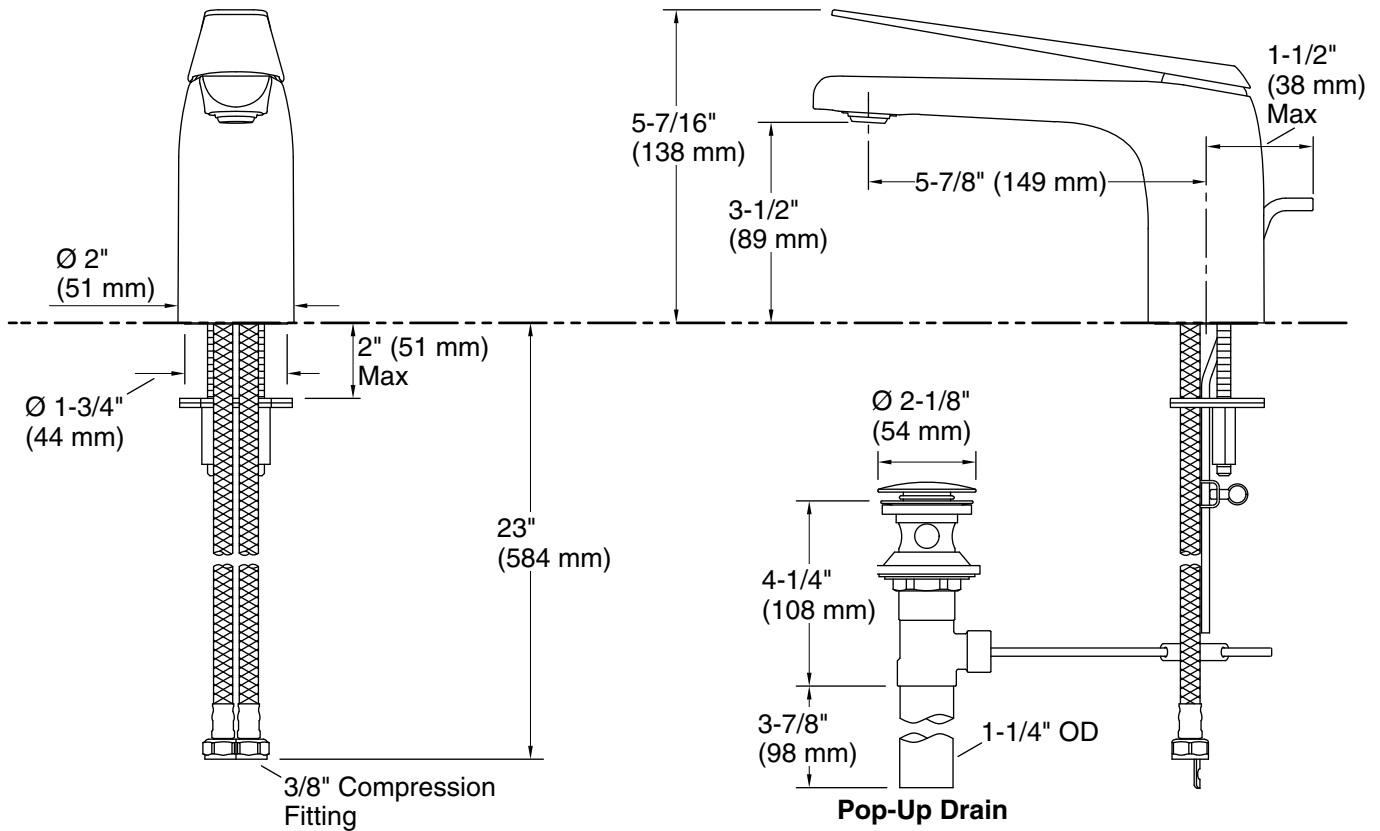
See website for detailed warranty information.

Available Colors/Finishes

Color tiles intended for reference only.

Color Code Description

	CP	Polished Chrome
	BN	Vibrant® Brushed Nickel



Technical Information

All product dimensions are nominal.

Faucet:

Flow rate:	1.2 gal/min (4.5 l/min)
Pressure:	60 psi (4.1 bar)
Valve body:	Cast brass
Drain included:	Yes
Drain with overflow:	Yes
Drain tailpiece included:	Yes

Spout:

Spout reach:	$5\text{-}13/16''$ (148 mm)
--------------	-----------------------------

Notes

Install this product according to the installation instructions.

ADA, OBC, CSA B651 compliant when installed to the specific requirements of these regulations.