

### Features

- 33-inch minimum base cabinet width for top-mount installation.
- 36-inch minimum base cabinet width for under-mount
- Double equal bowls.
- 9-inch depth.
- No faucet holes.
- Smart Divide® features a lower bowl divider that increases workspace and versatility.

### Material

- KOHLER® enameled cast iron.

### Installation

- Top-mount or under-mount.

### Recommended Products/Accessories

- K-9000 P-Trap
- K-8801 Sink Strainer
- K-8799 Sink Strainer

### Optional Products/Accessories

- K-8339 Sink Rack



### Codes/Standards

















ASME A112.19.1/CSA B45.2

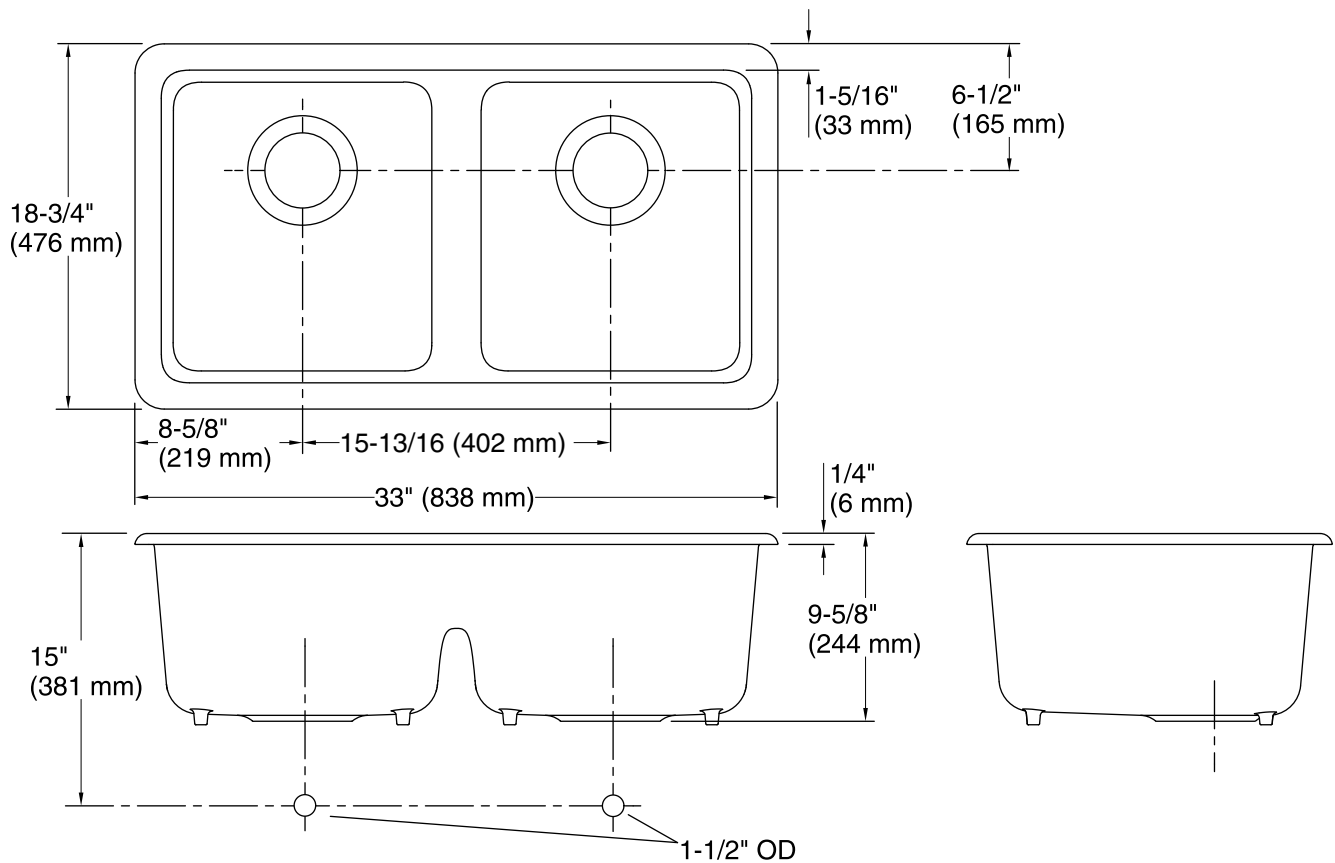
### KOHLER® Enameled Cast Iron Kitchen Sink Lifetime Limited Warranty

See website for detailed warranty information.

### Available Colors/Finishes

*Color tiles intended for reference only.*

| Color  | Code | Description   |
|--|------|---------------|
|  | 0    | White         |
|  | FF   | Sea Salt™     |
|  | 96   | Biscuit       |
|  | 47   | Almond        |
|  | FD   | Cane Sugar™   |
|  | NY   | Dune          |
|  | 95   | Ice™ Grey     |
|  | G9   | Sandbar       |
|  | 33   | Mexican Sand™ |
|  | K4   | Cashmere      |
|  | FT   | Basalt        |
|  | 58   | Thunder™ Grey |
|  | 20   | Suede         |
|  | KA   | Black 'n Tan  |
|  | FP   | Caviar        |
|  | 7    | Black Black™  |



### Technical Information

All product dimensions are nominal.

|                          |  |
|--------------------------|--|
| Installation:            | Under-mount, Top-mount   |
| Min. base cabinet width: | 36" (914 mm)   |
| Bowl area:               | Length: 30-5/16" (770 mm)<br>Width: 16-1/16" (408 mm)<br>Bowl depth: 9" (229 mm)<br>Water depth: 9" (229 mm) |
| Drain hole:              | 3-7/8" (98 mm)   |
| Template:                | 1043168-7, required, included  |

### Notes

Install this product according to the installation instructions.

Countertop manufacturer or cutter must use the cut-out template provided with the product, or a current one provided by Kohler Co. (call 1-800-43-FOCUS). Kohler Co. is not responsible for cut-out errors when the incorrect cut-out template is used.