



**Barrington™**  
Pressure Lite® Toilet  
**K-3554**

**Features**

- Vitreous china.
- Elongated bowl
- Equipped with Sloan FLUSHMATE®– Sloan® Valve Company.
- Polished chrome trip lever.
- Rear outlet.
- 12" (305 mm) x 10" (254 mm) water area.
- 4" (102 mm) rough-in.
- Less seat and supply.
- 1.6 gpf (6.0 lpf).
- 31-1/2" (800 mm) x 21-1/4" (540 mm) x 29-1/4" (743 mm).

**Recommended Products/Accessories**

K-4636 Cachet® Quiet-Close™ Elongated Toilet Seat  
K-5588 Purefresh® Elongated Toilet Seat  
K-4108 C³®-230 elongated cleansing toilet seat  
K-5420 Low-Profile Bolt Caps

**Included Components**

Product consists of:

K-4327 Toilet Bowl  
K-4645 Toilet tank, 1.6 gpf

Additional Components:

Bolt cap accessory pack  
Equipped with Sloan FLUSHMATE® – Sloan® Valve Company  
Floor screws and bolt caps  
Tank accessory pack  
Tank cover  
Trip lever



**Codes/Standards**





ASME A112.19.2/CSA B45.1  
DOE - Energy Policy Act 1992

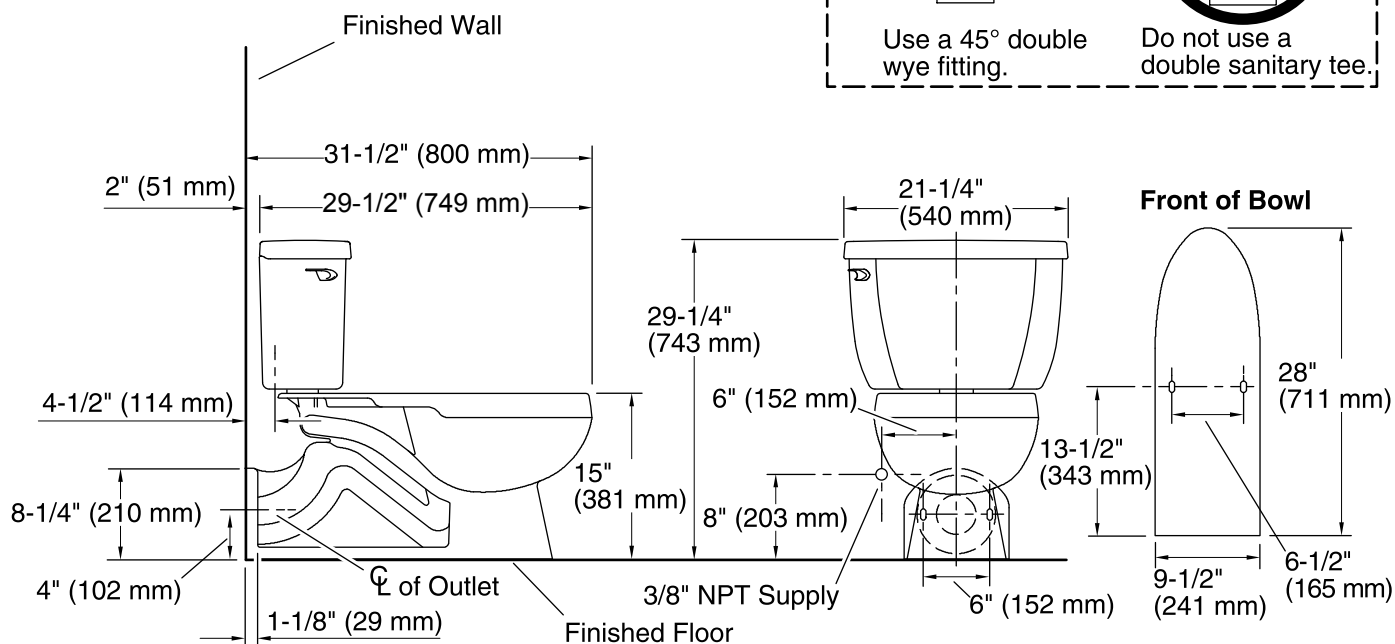

**KOHLER® One-Year Limited Warranty**

See website for detailed warranty information.

**Available Colors/Finishes**

*Color tiles intended for reference only.*

Color	Code	Description
	0	White
	96	Biscuit
	47	Almond
	7	Black Black™



## Technical Information

All product dimensions are nominal.

Toilet type:	Two-piece, Floor-mount
Waste Outlet:	Wall
Bowl shape:	Elongated
Flush type:	Pressure Assisted
Trap passageway:	2-1/4" (57 mm)
Water surface size:	12" x 10" (305 mm x 254 mm)
Rim to water surface:	7" (178 mm)
Rough-in:	4" (102 mm)
Seat-mounting holes:	5-1/2" (140 mm)

## Fixture Supply Requirements

Min static pressure:	20 psi (137.9 kPa)
Max static pressure:	80 psi (551.6 kPa)

## Notes

Install this product according to the installation instructions.

For back-to-back toilet installations: Use only a 45° double wye fitting.