

## Features

- A single handle controls both on/off activation and temperature setting
- 5-7/8" (149 mm) spout reach
- 0.5 gpm (1.9 lpm) maximum flow rate at 60 psi (4.14 bar)
- KOHLER ceramic disc valves exceed industry longevity standards for a lifetime of durable performance
- Clicker drain with tailpiece and overflow
- Tall height is ideal for vessel-style sinks
- Coordinates with other products in the Tone collection

## Material

- Premium material construction for durability and reliability
- KOHLER finishes resist corrosion and tarnishing

## Installation

- For single-hole or 4" (102 mm) centerset installation (escutcheon plate included)
- Deck-mount
- Preattached flexible supply lines simplify installation

## Water Conservation & Rebates

- This product can help a building earn Water Efficiency points in LEED® Green Building Rating System

## Recommended Products/Accessories

- K-23726 Drain treatment
- K-23723 Faucet cleaner
- K-27425 18" towel bar
- K-27426 24" towel bar
- K-27427 Robe hook
- K-27428 Towel ring
- K-27429 Pivoting toilet paper holder



**ADA** **CSA B651** **OBC**

## Codes/Standards







ASME A112.18.1/CSA B125.1  
 NSF/ANSI/CAN 61  
 NSF/ANSI/CAN 372  
 All applicable US Federal and State material regulations  
 DOE - Energy Policy Act 1992  
 California Energy Commission (CEC)  
 ADA  
 ICC/ANSI A117.1  
 CSA B651  
 OBC

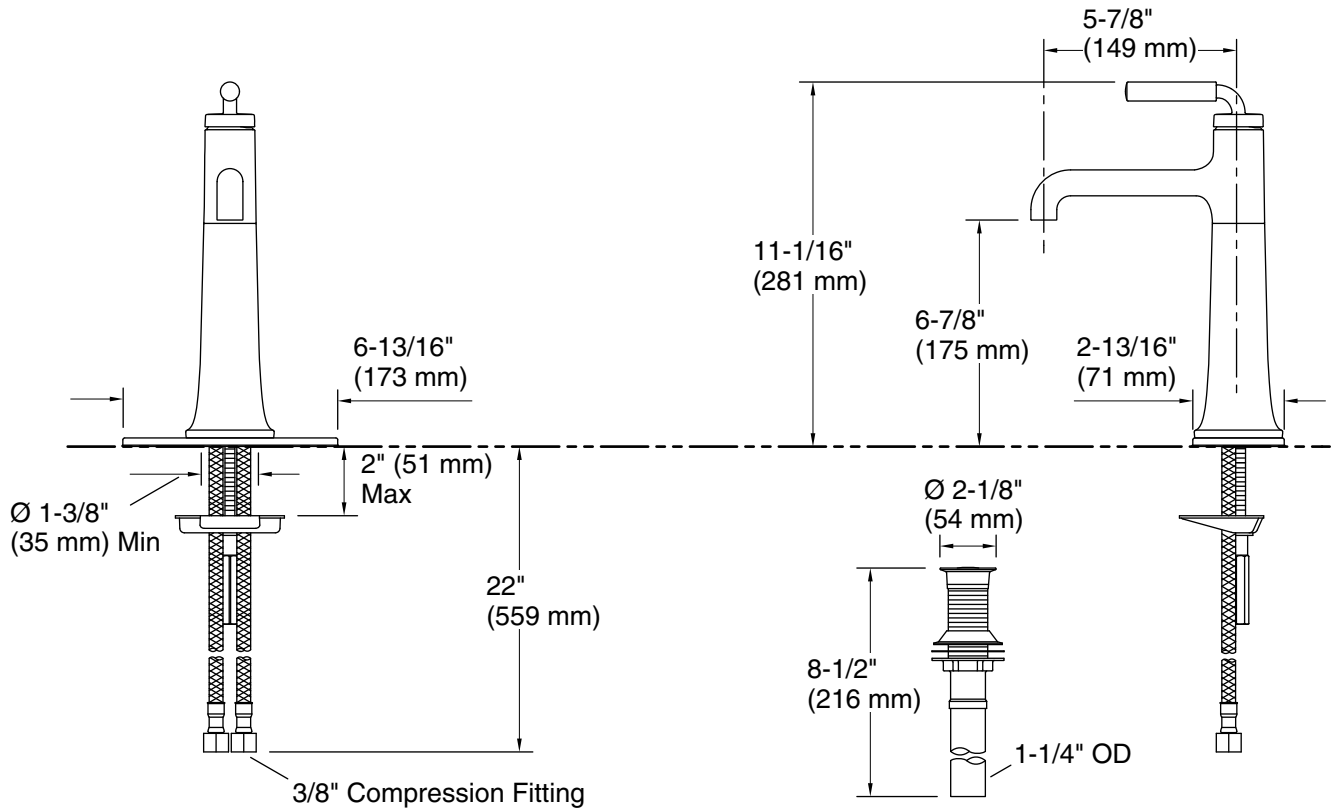
## KOHLER® Faucet Lifetime Limited Warranty

See website for detailed warranty information.

## Available Colors/Finishes

*Color tiles intended for reference only.*

Color	Code	Description
	CP	Polished Chrome
	BN	Vibrant® Brushed Nickel
	BL	Matte Black
	2MB	Vibrant® Brushed Moderne Brass
	BMB	Matte Black with Moderne Brass
	CBL	Matte Black with Polished Chrome



### Technical Information

All product dimensions are nominal.

#### Faucet:

Flow rate: 0.5 gal/min (1.9 l/min)  
 Pressure: 60 psi (4.1 bar)  
 Drain included: Yes

### Notes

Install this product according to the installation instructions.

ADA, OBC, CSA B651 compliant when installed to the specific requirements of these regulations.