

Features

- Full-assembly drain includes grid, brass throat and cast iron drain body.
- Removable round-shaped grid plate.
- Reversible collar accommodates a range of tile thicknesses.
- 3" cast iron drain body inlet to fit 2" and 3" metal connection.
- Brass construction drain throat.
- Through-the-floor tile-in installation.

Material

- KOHLER finishes resist corrosion and tarnishing.

Recommended Products/Accessories

- K-23726 Drain treatment
- K-23723 Faucet cleaner



Codes/Standards



ASME A112.18.2/CSA B125.2

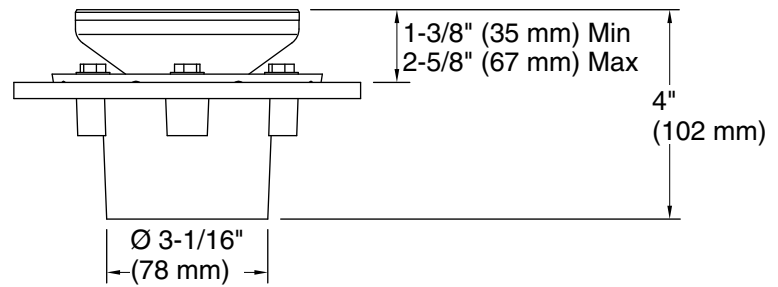
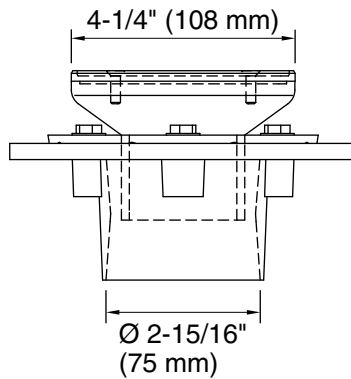
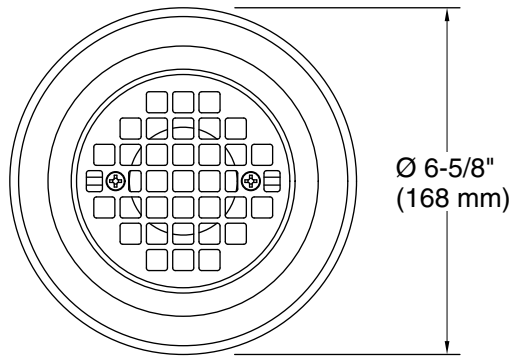
KOHLER® One-Year Limited Warranty

See website for detailed warranty information.

Available Colors/Finishes

Color tiles intended for reference only.

Color	Code	Description
	CP	Polished Chrome
	BN	Vibrant® Brushed Nickel



Technical Information

All product dimensions are nominal.

Drain included: Yes

Notes

Install this product according to the installation instructions.