



Large shower basket K-1897

Features

- Durable stainless-steel construction.
- KOHLER finishes resist corrosion and tarnish.

Installation

- Designed for corner installation.
- Mounting hardware included.



Codes/Standards







None Applicable

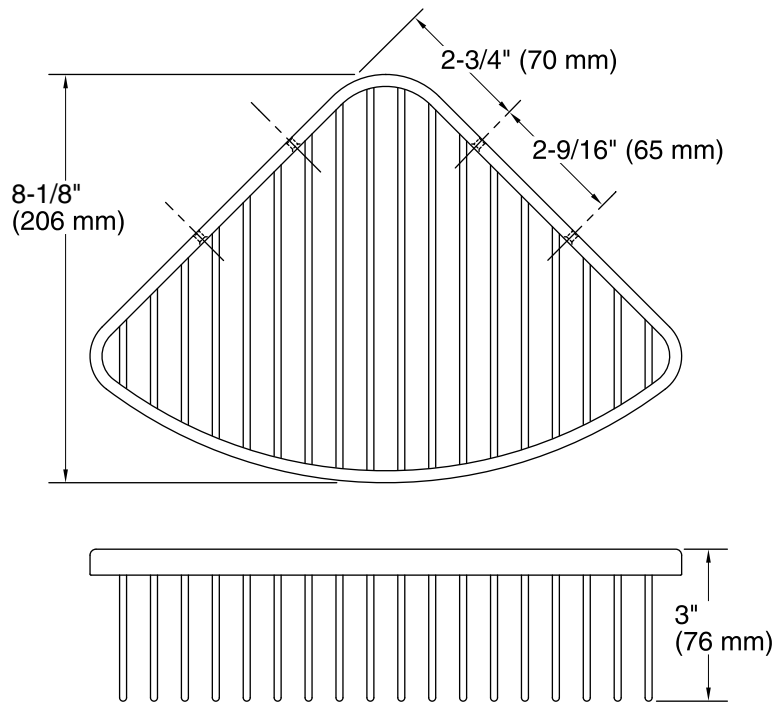
KOHLER® One-Year Limited Warranty

See website for detailed warranty information.

Available Colors/Finishes

Color tiles intended for reference only.

Color	Code	Description
	S	Polished Stainless
	SN	Vibrant® Polished Nickel
	AF	Vibrant® French Gold
	BS	Brushed Stainless
	BV	Vibrant® Brushed Bronze
	2BZ	Oil-Rubbed Bronze



Technical Information

All product dimensions are nominal.

Material: Stainless Steel

Notes

Install this product according to the installation guide.

Shower basket must be mounted to a brace between the wall studs.

The screws (provided) must be attached to ceramic tile, cement board, or a brace between the wall studs.

If mounting on ceramic tile, do not position the screw locations of the shower basket on a grout line.

Apply silicone sealant into the drilled holes before securing the shower basket to the finished surface. This will reduce the risk of water damage behind the finished surface.