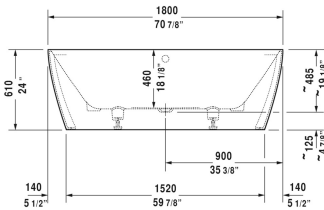
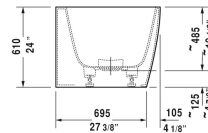
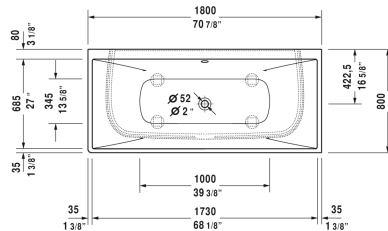


DuraSquare Bathtub # 70042900000090

| < 70 7/8" Inch > |



Bathtub	Dimension	Weight	Order number
back-to-wall, with seamless panel and support frame, with two backrest slopes, cUPC® listed*, DuraSolid® A			
Colors			
00 White			
Variant			
Base tub	70 7/8" x 31 1/2" Inch	207.2 lb	70042900000090
Infobox			
* Complies with the following standards: CSA B45.5/IAPMO Z124			
Suitable products			
Tile flange ,			790112
Cable-driven waste and overflow brass,			790250
Drop-in drain (PVC), for all back-to-wall, corner and freestanding bathtubs, cUPC® listed*,			791281
Drop-in drain (ABS), for all back-to-wall, corner and freestanding bathtubs, cUPC® listed*,			791282

All drawings contain the necessary measurements which are subject to standard tolerances. They are stated in inch & mm and are non-binding. Exact measurements, in particular for customized installation scenarios, can only be taken from the finished ceramic piece.