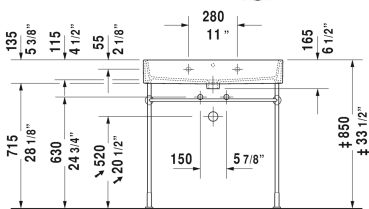
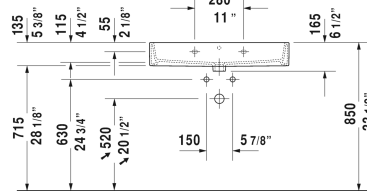
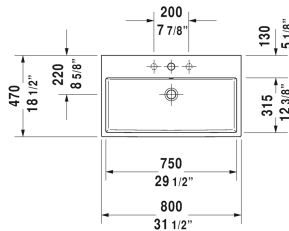


Vero Air Furniture washbasin # 2350800000 / 2350800030 / 2350800060

|< 31 1/2" Inch >|



| Furniture washbasin | Dimension | Weight | Order number |
|--|------------------------|---------|--------------|
| with faucet deck, underside fully glazed, hardware included, wall-mounted, 31 1/2" Inch | | | |
| Colors | | | |
| 00 White | | | |
| Variant | | | |
| ● with overflow | 31 1/2" x 18 1/2" Inch | 54.5 lb | 2350800000 |
| ●●● with overflow | 31 1/2" x 18 1/2" Inch | 54.5 lb | 2350800030 |
| ☒ with overflow | 31 1/2" x 18 1/2" Inch | 54.5 lb | 2350800060 |
| Infobox | | | |
| Washbasin is not ADA compliant in combination with pedestal, siphon cover or metal console | | | |
| Sanitary ceramics with the special WonderGliss surface finish will remain clean and attractive-looking for a long time to come. When ordering WonderGliss please add a "1" as eleventh digit to the model number. | | | |
| Accessory for ceramics | | | |
| Push button drain assembly for washbasins with overflow | 2" Inch | 0.8 lb | 005052 |
| Towel rail square tube 1/2", Chrome, for washbasin # 045480, 235080 | 29 3/4" Inch | 1.4 lb | 003038 |
| Design Siphon | | 3.3 lb | 005036 |
| Suitable products | | | |

Vero Air Furniture washbasin # 2350800000 / 2350800030 / 2350800060

|< 31 1/2" Inch >|

| | | |
|--|------------------------|--------|
| Metal console height adjustable +2", for washbasin # 045480, 235080, | | 003066 |
| Vanity unit wall-mounted 1 opened compartment including towel rail, for Vero Air # 235080, 30 7/8" x 16 7/8" Inch | 30 7/8" x 16 7/8" Inch | VA6027 |
| Vanity unit wall-mounted 1 pull-out compartment, pull-out compartment including cut-out for siphon and siphon cover, for Vero Air # 235080, 30 7/8" x 16 7/8" Inch | 30 7/8" x 16 7/8" Inch | VA6127 |
| Vanity unit wall-mounted 2 drawers, upper drawer including cut-out for siphon and siphon cover, for Vero Air # 235080, 30 7/8" x 16 7/8" Inch | 30 7/8" x 16 7/8" Inch | VA6287 |
| Vanity unit wall-mounted 1 drawer, 1 pull-out compartment, upper drawer including cut-out for siphon and siphon cover, for Vero Air # 235080, 30 7/8" x 16 7/8" Inch | 30 7/8" x 16 7/8" Inch | VA6507 |
| Vanity unit floorstanding 2 drawers, 1 pull-out compartment, upper drawer including cut-out for siphon and siphon cover, for Vero Air # 235080, 30 7/8" x 16 7/8" Inch | 30 7/8" x 16 7/8" Inch | VA6587 |
| Vanity unit wall-mounted 1 pull-out compartment, for Vero Air # 235080, 30 7/8" x 18 1/8" Inch | 30 7/8" x 18 1/8" Inch | LC6177 |
| Vanity unit wall-mounted 2 drawers, for Vero Air # 235080, 30 7/8" x 18 1/8" Inch | 30 7/8" x 18 1/8" Inch | LC6277 |
| Vanity unit floorstanding 2 pull-out compartments, for Vero Air # 235080, 30 7/8" x 18 1/8" Inch | 30 7/8" x 18 1/8" Inch | LC6777 |
| Vanity unit wall-mounted 1 pull-out compartment, for Vero Air # 235080, 30 7/8" x 18 1/8" Inch | 30 7/8" x 18 1/8" Inch | BR4055 |
| Vanity unit wall-mounted 2 drawers, for Vero Air # 235080, 30 7/8" x 18 1/8" Inch | 30 7/8" x 18 1/8" Inch | BR4155 |
| Vanity unit floorstanding 2 pull-out compartments, for Vero Air # 235080, 30 7/8" x 18 1/8" Inch | 30 7/8" x 18 1/8" Inch | BR4435 |
| Vanity unit wall-mounted 1 pull-out compartment, for Vero Air # 235080, 30 7/8" x 18 1/8" Inch | 30 7/8" x 18 1/8" Inch | XS4095 |
| Vanity unit wall-mounted 2 drawers, upper drawer including cut-out for siphon and siphon cover, for Vero Air # 235080, 30 7/8" x 18 1/8" Inch | 30 7/8" x 18 1/8" Inch | XS4195 |
| Vanity unit floorstanding 2 pull-out compartments, integrated legs with height adjustment, for Vero Air # 235080, 30 7/8" x 18 1/8" Inch | 30 7/8" x 18 1/8" Inch | XS4475 |
| Vanity unit wall-mounted 1 pull-out compartment, for Vero Air # 235080, 30 7/8" x 17 7/8" Inch | 30 7/8" x 17 7/8" Inch | XV4236 |
| Vanity unit wall-mounted 2 drawers, upper drawer including cut-out for siphon and siphon cover, for Vero Air # 235080, 30 7/8" x 17 7/8" Inch | 30 7/8" x 17 7/8" Inch | XV4336 |

All drawings contain the necessary measurements which are subject to standard tolerances. They are stated in inch & mm and are non-binding. Exact measurements, in particular for customized installation scenarios, can only be taken from the finished ceramic piece.